

January/February 2010

The Bulletin

Volume 64, Number 1

Whole Number 620

- New Member Q&A
- Meet a Member - Francis Stunzi
- What do you collect? - Responses
- AWOL Perfins
- **W72-35** - Addn'l Location
- **W111** - Addn'l User
- Perfin Menagerie
- Favorite Perfins - VIII
- Falkland Island Forgeries
- **Y5** - Addn'l Users
- Defense Issue Update
- Auction #117
- Volume 62 (2008) Index



Happy New Year!!



2010 Convention - Burlington, VT

It is not too early to start making your plans to attend the 2010 Perfins Club Convention. As in the past, we will be joining the Precancel Stamp Society at its Annual Convention. This year the "early bird" starts on Monday, August 2 and the convention closes Saturday, August 7. The venue is the Sheraton

Burlington, 870 Williston Road, Burlington, VT 05403-5715. Call 866-716-8120 or 802-865-6600 by July 1, 2010 to reserve a single or double room at \$109 plus tax. We look forward to seeing you there. You will not be disappointed with either the perfins or the locale!

Steve Endicott New U.S. Catalog Editor

Bob Szymanski (LM#145)

Effective immediately, Brad Baker (LM#3766) has found it necessary to resign his duties as U.S. Catalog Editor due to personal reasons. I want to thank Brad for all his good work to date. It is deeply appreciated by the entire Perfins Club.

Brad has sent all of his papers and other material in his possession to Steve Endicott (LM#2284) who has volunteered to take on the U.S. Catalog Editor job. See Steve's note on page 3.

Steve will also retain the position of Treasurer until a suitable replacement is found. Thank you Steve for agreeing to these additional duties.

Should anyone know of a member willing and able to take over the Treasurer's duties, please forward their name(s) to Bob Szymanski, 10 Clarridge Circle, Milford, MA 01757-1371; telephone: 508-478-7303; email: perfinman@comcast.net.

New Italian Perfin Catalog

Dave Lightle (#3480)

I recently received word that a new 2009 catalog of Italian perfins, *Perfin Italiani/Italian Perfins* by Enrico Bertazzoli, Beppe Ermentini and Gianluigi Roncetti, has been released. It is a 304 page softbound book, approximately 6 ¾ inches x 9 ½ inches in size, with the text in both Italian and English.

The press release indicates that all 1107 known Italian perfin patterns are illustrated by original shape and dimensions, each one accompanied by relevant details of that pattern (name of user and activity, place and period of use, number given by other catalogs). In addition, the 1107 patterns are

illustrated on a set of 32 transparent sheets. These can be used to overlay on stamps, either loose or on paper in any orientation, to confirm the identification of the pattern. The package includes a CD with 608 color images of documents franked with perfins and a rarity based pricing scale (in Euros). More information can be found at www.vaccari.it.

I now have this new catalog in inventory. The price for Perfin Club members is \$85.00, including postage to U.S. addresses. Send your orders to: Dave Lightle, 10616 Cielo Vista del Norte NW, Corrales, NM 87048-8902; telephone 505-898-8037; email: perfinpaul@msn.com

***The Perfins Bulletin* is the official journal of The Perfins Club - Founded 1943**

2009 OFFICERS AND DIRECTORS

PRESIDENT

Bob Szymanski
10 Clarridge Circle
Milford, MA 01757-1371
(508) 478-7303
perfinman@comcast.net

VICE PRESIDENT

Doug Turner
P.O. Box 3069
Ventura, CA 93006-3069
805-339-9575
dturner@west.net

SECRETARY

Ken B. Rehfeld
P.O. Box 125
Spokane Valley, WA 99016-0125
509-924-6375 (after 6:00 pm PST)
kenrehfeld@comcast.net

TREASURER

Steve Endicott
P.O. Box 2434
San Anselmo, CA 94979-2434
415-454-1475
perfins@gmail.com

AUCTION CHAIRMAN

Bruce Brunell
425 E. Gobbi, #98
Ukiah, CA 95482-5553
707-463-1686
bbrunell@comcast.net

LIBRARIAN

Doug Cutler
23095 Ithaca Street
Oak Park, MI 48237-2212
248-212-0821
sobearcat@hotmail.com

SUNSHINE CHAIRPERSON

John Drew
33 Prairie Street
Bellingham, MA 02019-1941
508-883-7180
jdp3938@comcast.net

PUBLICITY & MEMBERSHIP

Jerry Hejduk
P.O. Box 490450
Leesburg, FL 34749-0450
352-326-2117
flprepers@comcast.net

PERFINS SALES MANAGER

Robert T. Combs
P.O. Box 220
Tome, NM 87060-0220
505-866-0949
stampmgr@hubwest.com

COVER SALES MANAGER

Millard J. Driscoll
301 Driver Avenue
Summerville, SC 29483-2961
843-875-0847
mldriscoll@sc.rr.com

U.S. CATALOG CHAIRMAN

Steve Endicott
P.O. Box 2434
San Anselmo, CA 94979-2434
415-454-1475
perfins@gmail.com

PUBLICATION SALES MANAGER

David Lightle
10616 Cielo Vista del Norte NW
Corrales, NM 87048-8902
505-898-8037
perfinpaul@msn.com

FOREIGN CATALOG CHAIRMAN

John M. Randall
2540 Carquinez Avenue
El Cerrito, CA 94530-1548
510-233-6647
jv.randall@comcast.net

U.S. REVENUE CATALOG CHAIRMAN

Arthur J. Mongan
12432 Pretoria Drive
Silver Spring, MD 20904-1845
301-572-5459
revs.perfins@gmail.com

IMMEDIATE PAST PRESIDENT

Ed Linn
1211 Arroyo Grande Dr.
Sacramento, CA 95864-2831
916-359-7446
linn3@mac.com

DIRECTORS

Gary G. Hendren
12737 Glenage
Maryland Heights, MO 63043-2811
314-576-5261
G2hslm@msm.com

Duane Spidle
6140 Coyote Lane
Peyton, CO 80831-8300
719-683-3309
duaneandsue@elpasotel.net

Jerry Hejduk
P.O. Box 490450
Leesburg, FL 34749-0450
352-326-2117
flprepers@comcast.net

The Perfins Bulletin

Ken Masters, Editor
7909 N. Main Street
Kansas City, MO 64118-1449
816-835-5907
KRMasters@aol.com

ASSOCIATE EDITORS

Steve Endicott - U.S. Perfins
Jerry Hejduk - New Members Q&A
Doug Turner - Foreign Perfins

The Perfins Club membership is open to all persons interested in the collection and study of Perforated Initials and Insignia in postage stamps. Yearly dues are \$15 for U.S., \$18 for Canada and \$25 for Foreign. Since the club is on a June to July dues year, appropriate dues adjustments are made the first year based on the actual date of membership. Annual dues include a subscription to *The Perfins Bulletin*, mailed bulk rate printed matter. Mailing by 1st Class (air to Canada and Foreign) for an additional postage charge. Applications are available at www.perfins.org or from the Secretary listed above.

Please submit *Bulletin* articles, news, or advertisements to:

Ken Masters

7909 N. Main Street, Kansas City MO 64118-1449

(816) 835-5907

KRMasters@aol.com

The Perfins Bulletin is copyrighted by The Perfins Club. Cited quotations are encouraged.
Permission for extensive use of information in the *Bulletin* may be obtained from the editor.

Visit The Perfins Club web site at <http://www.perfins.org> -- Mike Hynes, Webmaster (mike@precancels.com)

New Members Q & A

Is there any interest in collecting coil stamps with Perfins?

The general answer to your question is yes, but the prevalence of the interest is difficult to determine. Perfin collectors who include a synoptic collection (one of every U.S. stamp issued) among their interests are always on the lookout for U.S. coils with perfins as they are some of the more difficult spaces to fill in their album.

The 1939 Rotary Coil Stamps of the '38 Presidential Series that are perforated 10 vertically seem to be in ample supply with perfin patterns, as opposed to those perforated 10 horizontally in the same series; probably because a strip of five would be a better "fit" in the typical five head machine. In particular, pattern **I119I** is often found in coil stamps. Coincidentally, this is the only pattern of the six listed for the City of Chicago that has a vertical oversized pattern, perhaps designed to be used on vertical coil stamps.

The oldest and most rare coil stamp that I have seen is a Scott #354, 4-cent orange brown Washington Head with a **B3** perfin pattern. I am sure that there are other synoptic perfin collectors who can identify different scarce issue holdings.

Personal perfin patterns are often found in coil stamps, perhaps because most personal perforators are single head machines and can easily accommodate punching a strip of coil stamps, both horizontally and vertically perforated.

We know that there are general stamp collectors who have an interest in U. S. coils of all kinds, from normal pairs to line pairs to gap pairs, and could well include precancels and perfins. That would be somewhat similar to Railroaders who collect railroad memorabilia from model trains to postage stamps with railroad perfins.

As has been said many times before in this column, there are no rules for collecting. Whatever a collector finds of some interest becomes a collectable, and the degree of that interest will probably determine the breadth of the collection.

If new members have questions they would like to have answered, or other members have suggestions or alternative answers to this or previous questions, please mail them to Jerry Hejduk, PO Box 490450, Leesburg FL 34749-0450 or email them to flprepers@comcast.net.

Introductory Remarks from Steve and a Request for Volunteers

Steve Endicott (LM#2284)

I am excited and honored to have the opportunity to serve as the next U.S. Catalog Editor. It will take me some time to get up to speed, so please be patient. I have some ideas for future supplements to the U.S. Catalog to assist us in our Perfin collecting pursuits, and I welcome suggestions from the membership.

I have been browsing through the files and I have sent letters to every member who has sent material and information since the publication of A&C #2. Please contact me at my address or email that are on page 2 if you did not receive a letter from me and believe that I might have missed your submission. (I also know about your submission if it was published in the *Bulletin*.)

We currently have new user identifications and extended periods of usage for various perfins, but not enough to warrant the publication of A&C #3.

I do plan on publishing, in 2010, a consolidation of the information in A&C #1 and A&C #2. I find it easier to check one Addendum listing to the U.S.

Catalog, rather than several listings. **Call for Help:** I can use proof-reading assistance of the consolidated document. Please contact me if interested.

Finally, some members have wondered and conjectured about when a new U.S. Catalog might be published. That is a huge undertaking and no such effort is planned at this time. The information in the current Catalog is stable and of excellent quality. Certainly, we continue to find new and corrected identifications for existing patterns, and will always continue to do so, but those are easily accommodated, especially if consolidated A&C information is available. The critical information of new patterns and changed ratings is very stable. For instance, since the present U.S. Catalog was published, only 71 ratings have been changed (1% of the patterns) and only 42 patterns have been added (0.6% of the patterns). The current published Catalog is an excellent reference for collectors of U.S. perfins.

Meet a Member

Francis Stunzi - #2665

I was born in Saranac Lake, NY. My mother was Polish and my father was from German and Swiss parents. I graduated from Saranac Lake High School in 1956. Upon graduation from high school, I joined the U.S. Navy.

Navy life was different for a small town boy. After boot camp, I was sent to cook school in Newport, RI. After graduation from cook school, I was assigned to a fleet oiler, AO143. We visited many ports and participated in unique naval exercises.

After the military, work in Saranac Lake was hard to find. Through a friend, I located a job in 1960 in a pharmaceutical company in Rouses Point, NY. Starting at the bottom; I worked up to an assistant foreman until I retired after 40 years in 2000.

In November 1961, I married my wife Patricia. We have three children; two daughters and a son. They have given us seven grandchildren of which two are married. We are awaiting our first great-grandchild.

Stamp collecting started out a very early age. My father would take my brother and me to look for stamps left on boxes behind stores. That was before FedEx and UPS. Everything was sent by Parcel Post. I also belonged to a group of collectors in grade school. This did not last long and was soon forgotten.

Collecting began again after my children were old enough to have an interest. They soon lost interest, but I continued. At first it was with a nice U.S. collection from 1990 back to the year that I was born. After 1990, the USPS came out with too many new issues every year and I could not keep up with

them. The collection is mint. Before the year that I was born, mint stamps became too expensive and I went with mostly used stamps that I could find.

Along the way a member of a small club that I belong to gave me some perfin. That started my collection. I now have more than 3000 patterns. Soon I was also looking for precancelled perfins.

My newest and preferred interest is the National Defense Issue series (Scott #899 - 901) of which I am always looking for new patterns. Our Perfin Club President got me started on collecting covers. Now I am looking for National Defense Issue covers. Our Editor has suggested trying to write a few articles for the *Bulletin*.

Having never been to a convention, I cannot wait for Burlington, VT. It is only an hour away from my home, while the closest collector is four to five hours away.

My other interests are varied. As a youngster I joined the Boy Scouts and reached the rank of Life Scout. As a result I enjoy the outdoors. I have hiked all of the 46 peaks in New York and am a "46'er". My father got me started on fishing and I still enjoy going after trout when I can.

In the past we raised tropical fish. At one time we had forty fish tanks in our home. My fancy guppies took first place in St. Louis. One of my newest interests is gems, minerals and panning for gold. Also, my yard keeps me busy. It includes berry bushes, grape vines and a vegetable garden.

Who said when you retire you would be bored?

!! Attention Railroaders !!

Several club members are currently updating and revising the 1987 edition of the *Railroad Perfins of the United States and Canada Catalog/Album*. Those involved are comfortable with the additions and corrections of the U. S. perfins patterns per se, but would welcome review and comment of the historical information about individual railroads.

If you are a collector of railroad memorabilia and/or historical data about U.S. railroads, and would be willing to review the 50+ page draft document for accuracy and completeness, please contact Jerry Hejduk, PO Box 490450, Leesburg, FL 34749-0450 or email flprepers@comcast.net.

What Do You Collect? - Responses

Bob Szymanski (LM#145)

When I asked Ken Masters, our Editor, to include the article "What Do You Collect?" published in the September/October 2009 Bulletin [63:101], I hoped to get a few responses, especially from members with whom I had not had any previous contact.

Forty-one (41) Perfin Club members took the time to let me know what they collect, how they collect and how they see their club. A great thank you to all who contacted me. Here is a synopsis of your comments.

The most often heard remark was - "*The Perfins Bulletin* is great!" You are correct. *The Perfins Bulletin* is great because many members take some of their time to write and submit interesting articles and because we have and have had *Bulletin* editors who are very dedicated collectors willing to spend a lot of time and effort to make it so.

Among the 41 members who responded, we have 12 who collect the world; 12 the United States only; 5 Canada only; 2 revenues only; 9 who have specialty collections, collect railroad perfins or several countries; and 1 who accumulates perfins but hasn't decided what or how to start collecting. No one said that they do not collect perfins!

I really like that honest comment of the one member who is gathering perfins to determine what and how he will collect. A wise sage once told me to accumulate all perfins that come my way and if I found some that I did not want, I would have trading material for other collectors - but, most importantly, dealers or other stamp collectors would be more inclined to save me perfins if they knew I would purchase everything at a fair price! Wise advice, indeed!

How do you obtain perfins? Ideas offered were across the spectrum. A few members use the Perfin Club's auction, stamp sales and cover sales opportunities that membership provides for them. Private auctions, eBay, dealers, stamp shows, auction houses, charitable institutions that receive stamp collections, and private purchase where all mentioned. All of these are possibilities for each of us. The more you try, the more you can succeed in your perfin quest!

Several members asked about trading perfins with other members. As no member mentioned this as a method of obtaining material for their collections, it may be an unused or, at least, underused way of increasing ones collection. *The Perfins Bulletin* has a Members Want Ad section (see page 25) available where members may place ads at a very low cost (no cost for the first one each year.) Try running an ad looking for trading

partners! Let members know what you have and what you are trying to find.

Two members asked how to go about finding someone to whom they can turn if they have questions. I have asked the Editor to reprint the list of "mentors" in this *Bulletin* (see page 10). These are member collectors who have a good deal of knowledge and experience in perfin collecting and are willing to share their time and knowledge to help other members.

The greatest number of comments were made concerning the bi-annual printing of the Membership Roster in the *Bulletin*. The latest appeared as a supplement to the November/December 2009 issue. Mention was made pros and cons as to why we print any list at all, why include e-mail addresses or street addresses. The short answer is that we have done this as long as I can remember and, until now, never had a single comment. I do not know of anyone who has had a home break-in or loss of any type due to this list. The possibility always exists that something could happen in the future.

As President, I believe that it is very important that all officers, directors and others involved in the day to day running of the club be able to be contacted by any of the membership. Our information can be found on the inside cover of each issue of the *Bulletin*. Conversely, the officers find it necessary to have the members' information to run the club. However, we will certainly honor any request to the Secretary from any member who desires that any of their information be deleted from future lists. We will also discuss removing the Membership Roster from future *Bulletin* copies that are mailed to other than members.

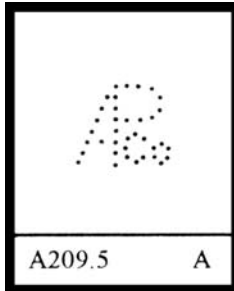
Some other suggestions that are food for thought include making better use of the web site, printing collecting interests of members, writing some *Bulletin* articles for the intermediate collector, offering advice on perfin pricing and several personnel questions that have been redirected to the individuals concerned. I always invite any member comments but please use my email address printed on the Officers and Directors page (inside cover) of the *Bulletin*, NOT the membership roster which several members pointedly remarked is incorrect!

You may get the same ideas that I did. The Perfins Club does quite well but I understand that perfection is not in the attaining but in the striving. You have my promise that we will continue to try to improve the club in every way possible.

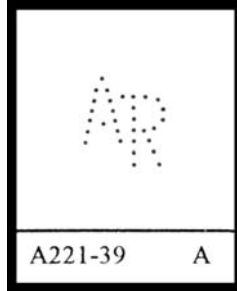


HELP find these "AWOL" Perfins !!

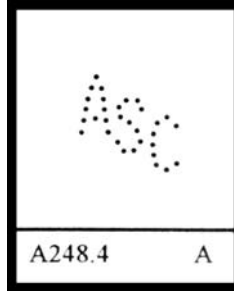
Steve Endicott (LM#2284)



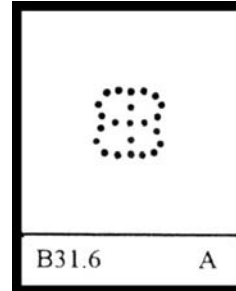
A209.5 A



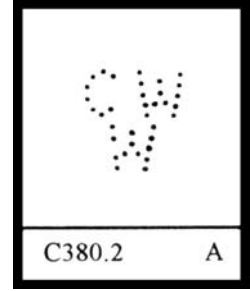
A221-39 A



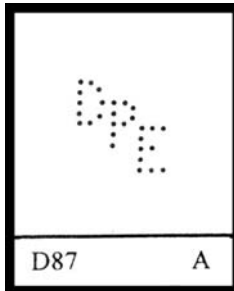
A248.4 A



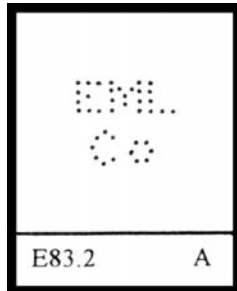
B31.6 A



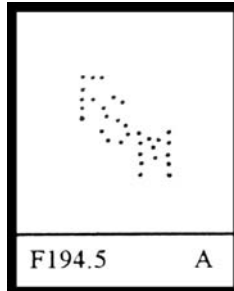
C380.2 A



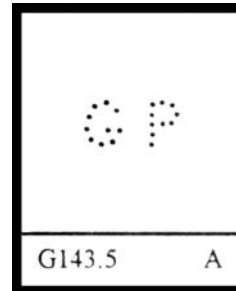
D87 A



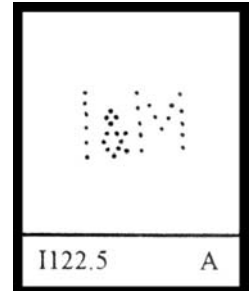
E83.2 A



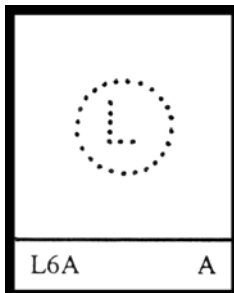
F194.5 A



G143.5 A

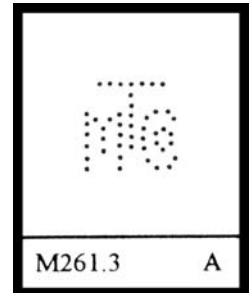


I122.5 A

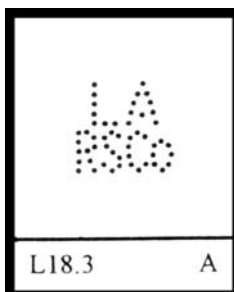


L6A A

The mysterious perfins shown here have not been seen for a long time, some for several decades. There were not in the A-rate census of 2000 nor in the follow-up article by Bob Schwerdt (#505-L) in the March 2007 *Bulletin* [61:62]. These truly are mysterious items since we have these illustrations, but nothing else is known about them. A few may be on revenue or foreign stamps, rather than on U.S. commercial stamps; two may be a result of folded paper (See Bob Szymanski's (LM#145) article in the September/October 2009 *Bulletin* [63:128]); some may be poor photocopies or die varieties; some may be perfins with blind holes. OR, you may own a unique item!

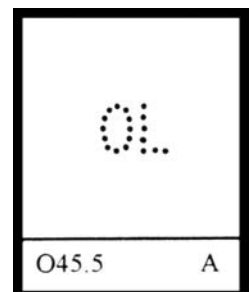


M261.3 A




L18.3 A

We would like to learn more about them. Additional small pieces of information are known or surmised about some of these patterns, but I am hoping that this article will lead to research that will result in solid, confirmed documentation about them. Please check your collections. If you have any of these items, please send a scan or photocopy of the stamp (both front and back) to Steve Endicott (see page 2 for my contact information). Your name will be kept in strict confidence.



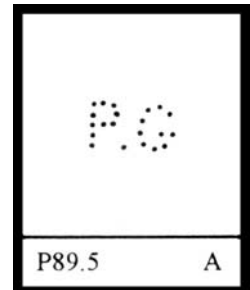
O45.5 A



M1.5 A

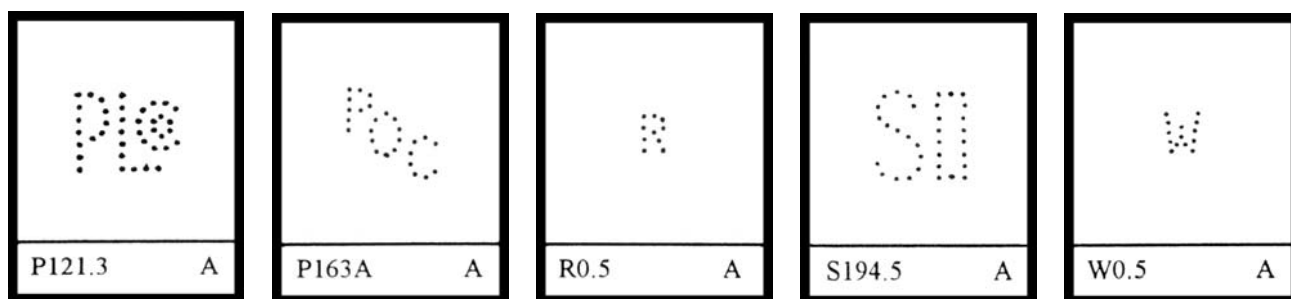
There is a special question about pattern **C380.2**. I am aware that one member of the club has a copy of this perfin. However, a very close inspection of this perfin shows it may be pattern **W147.5** with two missing holes. So, anything you could share about this particular pattern would be greatly appreciated.

This is an important research effort supporting the quality of our U.S. Perfins Catalog. Please help us in this effort.



P89.5 A

HELP find these "AWOL" Perfins !! (cont.)



Black Harding Cover Proves to be New Additional Location for Pattern W72-35


Bob Szymanski (LM#145)

Although I always look to pick up any Black Harding covers that I run across, the Western Union cover shown below did not seem like an especially interesting one. However, because I had nothing else to do for ten minutes one rainy day, I thought that I would identify it and place it in my Black Harding collection.

Image my surprise when it proved to be pattern **W72-35**, an "A" rated perfin that I did not even have in my U.S. perfin collection! The U.S. Perfins

Catalog lists Chicago, IL as the city of use but this cover has a clear Houston, Texas corner identification company return address. Here is more information for the Steve Endicott, the new U.S. Catalog editor to include in the next Additions & Corrections.

The moral is: Whenever you obtain a perfin cover, always take the time to check not only the perfin pattern but also the return address as your cover could add to our knowledge base!



Black Harding Cover with Pattern W72-35
Showing New Additional Location of Houston, Texas
(Insert shows perfin "electronically" straightened and lifted from the cover.)

You Really Need to Look Inside

W211 Additional User

John Lyding (LM#116)




Figure 1
Gibson-Snow Co., Inc. cover
(Reduced to 50% of actual size)

Even though I purchased the cover illustrated in Figure 1 above several years ago, I distinctly remember setting it aside at the dealer's table in the hopes that something better would turn up in the boxes that I was rummaging through. Secondly, this cover was sort of beat up and it was one of those greasy window envelopes. But, as luck would have it, nothing better turned up. So, it went home with me and eventually wound up in one of the "when I get to it boxes".

Well now, at least five years later I got around to that box and down to Gibson-Snow. At first glance, I noted a "G" in a diagonal punch on the stamp and turned to the G section of *The Catalog of United States Perfins*. No diagonal "GS" or "G&S" listed. In order to get some light on the back of the perfin, I opened the envelope and for the first time noted its contents which I dumped on the desk.

With the light shining through the perfins holes, closer examination revealed that the pattern is "W&G" diagonal (see Figure 2). Initially, I thought it is pattern **W212** (see Figure 3), an unidentified B+ rate that is also lacking from my collection. However, closer inspection reveals it is pattern **W211** (see Figure 4), a straight "W&G" that is punched diagonally down the stamp. In other words the stamp (or sheet of stamps) was laid diagonally in the perforator. The user for pattern **W211**, a C+ rate, has been positively identified as Walker & Gibson, Albany, NY.



Figure 2
Perfin electronically
"lifted" from cover.
(Note missing hole)




Figure 3
Pattern W212




Figure 4
Pattern W211

Based on the cover's corner card, Gibson-Snow Co., Inc. is an alternate, supplemental user of pattern **W211**? Is there any connection between Gibson-Snow Co., Inc. and Walker & Gibson? Next I

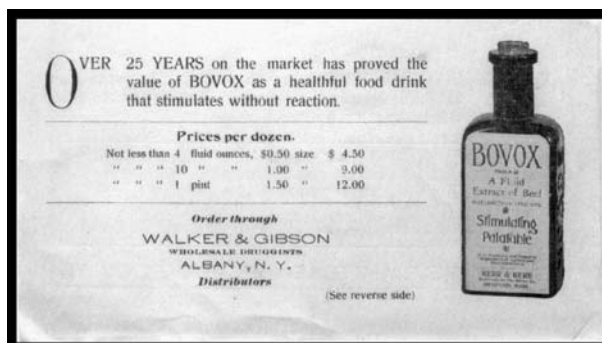


Figure 5
BOVOX Advertisement
(Reduced to 50% of actual size)

picked up the BOVOX advertisement that was inside the envelope (see Figure 5). The clue is on the bottom "Order through WALKER & GIBSON". This statement is reinforced by Figure 6 where the billhead's Walker & Gibson has the subtitle, "Gibson-Snow Co., Inc. Proprietors" and also lists Albany NY as the company's location in 1916.




Figure 6
Walker & Gibson Billhead
(Reduced to 40% of actual size.)

(Continued on next page.)

You Really Need to Look Inside (cont.)

A search of the Internet¹ confirms the information on the previous page. In 1917 (the postmark date of the cover) Mr. Charles Gibson was the sole owner of Gibson-Snow Co., Inc., Albany, NY. Gibson had started working as an office boy for the original company, A. McClure & Company, in 1870 and rapidly advanced to membership in the firm in 1883. In 1892 the firm was renamed Walker & Gibson with Gibson's lifelong associate, Mr. W. J. Walker, as his partner. Upon Walker's death in 1904, Gibson became the sole owner of the firm. It continued operation under Walker & Gibson until 1917 when the business was incorporated under the firm name of Gibson-Snow Company, Inc.

Under Gibson's leadership the business rapidly grew with branches in several New York cities; all handling drugs, druggists' supplies, chemicals, and essential oils. In 1927 it employed 500 people and

did business over an area of 75,000 square miles.

Copies of this information have been forwarded to the new U.S. Catalog Editor, Steve Endicott. Steve agrees with the above analysis and will list Gibson-Snow Co., Inc., Albany, NY as an alternate user for pattern **W211** in the next Additions & Corrections to the U.S. Perfins Catalog.

So, in the end, I still do not have a copy of pattern **W212** in my collection and the user for that pattern remains unknown. However, I did find a new alternate user for pattern **W211** and was reminded that "You Really **Do** Need to Look Inside"!

References:

1. Young, Holice B.; "The History of New York State", Lewis Historical Publishing Company, Inc., 1927; www.usgennet.org/usa/ny/his/bio/pt9.html.

A "Whatisit" Solved Another Bogus Perfinned Overprint

Tony Stanford - GB Overprints Society & Maurice Harp - G.B. Perfin Society

[Editor's note: Jerry Soutar (LM#68) recently sent the item shown in Figure 1 to Bob Szymanski after reading Bob's article "British Bechuanaland" in the September/October 2009 *Bulletin* [63:107]. We then forwarded it Maurice Harp, G. B. Perfin Society and Tony Stanford, GB Overprints Society for assistance. Many thanks go to both of them for sharing their expert knowledge with us.]

Tony Stanford states that the "BRITISH" overprint (Figure 1) is completely bogus. It is on the 2½d value, Scott #114, with "WHH/& Co" perfin, pattern **W3640.02**. Walter H Hindley & Co., Jute and Canvas Manufacturers, located at 62/63 Queen Street, Cheapside, London is the recognized user of this perfin. By comparison, the stamp shown in Figure 2 is the another 2½d value with a genuine "BRITISH" overprint in similar small characters, for

use in the Oil Rivers Protectorate region of what is now Nigeria.

The cancellation on the bogus overprint appears to be one of the London hooded cancels illustrated in Figure 4. Also, he suspects that close inspection will reveal that ink from this overprint has penetrated into the perfin holes.

Maurice Harp adds that he would guess that Figure 1 is a home made production. When he was a child there was a toy on sale in Britain called the "John Bull Printing Set". It was comprised of a supply of rubber letters which could be mounted on a plastic holder. The child would sit for hours picking up little rubber letters with tweezers and trying to fit them into the holder. He would then stamp his work on an ink pad, print the result and then proudly show

his parents what he had done. A number of the fake overprints that appear on British stamps were produced by children using these printing sets and this may be one of them.



Figure 1
Bogus "BRITISH"
Overprint



Figure 2
Genuine "BRITISH"
Overprint



Figure 3
Pattern W3640.02



Figure 4
London Hooded
Cancel

A Perfin Menagerie

(Another favorite perfin page)

Bob Schwerdt (#505-L)

Long before I thought of collecting perfins, I collected the philatelic zoo, that is, until those British, French, and Portuguese colonial stamps were issued in long, expensive sets.

It was a simple move over to collecting the perfin zoo. At first it was just collecting perfins in stamps with bird and animal designs. Then I learned about perfins that were themselves in the forms of animals, birds, etc. So the search continued.

Using a limited number of holes, the perfin designer has achieved a certain measure of success by creating punched outlines of easily recognized animals. For some perfin designs, however, one must have a good imagination to recognize which animal is represented.

The favorite page shown on page 11 asks the observer to stretch his imagination when viewing my perfin menagerie. The top section are easily recognized animals. My imagination comes into

play for identifying the creatures in the bottom section. For instance, as pointed out by John Mathews, Secretary of the Perfin Club of New Zealand and Australia, the New South Wales “Long Tailed Bird in Flight” is really the symbol for a Semaphore Telegraph used by *The Daily Telegraph*. But for my “zoo”, it is a Long Tailed Bird.

This page is a favorite because it connects my perfin and zoological interests.

Rudd Hammink’s *Catalog of Topical Perfins*, 1997, is a fine source for locating various pictorial designs. It has 68 pages depicting anchor to hexagon perfins in stamps of the world.

[Acknowledgement: The author and editor thank John Mathews, Secretary of the Perfin Club of New Zealand and Australia for the off-cover image of the Australia “W Swan A” perfin. The author has this perfin on-cover, but the “clean” image reproduces much better.]

Perfins Club Mentors

If you are a newcomer to perfins collecting (or an older member with a specific question) you might like to have somebody that you can turn to when you have questions. In an attempt to address that need, a number of years ago four of our senior members, listed below, agreed to serve as **Mentors** and will be glad to help you.

This is a free service, but requests for help should be specific. If you mail them an item, a stamped self-addressed return envelope is always appropriate.

If you are willing to share your expertise with others, let the editor know and we will add your name to the list of **Mentors**.

- **United States**

Steve Endicott
P.O. Box 2434
San Anselmo, CA 94979-2434
perfins@gmail.com

- **Foreign**

Bob Schwerdt
9 Memory Lane
Poughkeepsie, NY 12603-5231

- **Canada/Newfoundland**

Barry Senior
4 Whiteway Place
Clareville NL A5A 2B5 CANADA
barry.senior@nf.sympatico.ca

- **United States/Foreign**

Bob Szymanski
10 Clarridge Circle
Milford, MA 01757-1371
perfinman@comcast.net

A Perfin Menagerie (cont.)

Easy to Recognize



German Swan



German Peacock



German Swan



French Cockerel
Weathervane




French Cow



German Elephant
(big eye)



German Elephant
(normal eye)



French Elephant



American Beaver
(Bob-tail Squirrel?)



German Fish



Australian Swan

Imagination Required




German Head of
Barn Owl?




German Fish?
Bug? Frog?



German Swan?




New South Wales
Long Tailed Bird in
Flight?



German Walking
Stick Insect?



Austrian Walking
Stick Insect?



Austrian Double
Eagle Coat of Arms?

My Favorite Perfins – Part VIII

Steve Endicott (LM#2284)

This issue of my favorite and most unusual U.S. perfins discusses the area of Schermack perfins, which was an important portion of the display at the 2008 St. Louis convention. This will be the last in this series of articles.

In the early 20th century, sheets of imperforate stamps were sold to private firms who then cut the sheets into strips, pasting them together as coil strips for their stamp vending machines. They added distinct private perforations to these strips, which are documented in the *Scott's Specialized Catalog of US Stamps*. One of the more well-known of these vending machine companies is the Schermack Company of Detroit, Michigan, who purchased the Mailometer Company. These private coils are very collectable philatelic items, with or without perfins.

We are interested in these stamps obviously because perfin patterns were added to some. Although quite difficult to find (none are currently rated below B, and some are rated A+), the ones we most often see are those documented in the Design section of the *Catalog of United States Perfins*. These patterns consist of a set of 9 or 12 square hole patterns, with some holes deliberately missing. The patterns are always read from the front of the stamp. The pattern is described and listed by the identification of the pins in the squares that are missing.

When found, these difficult philatelic items are most

often seen on the 1 and 2 cent early Franklin-Washington head series. Two examples on the 4 cent denomination are shown here.

The items displayed at the St. Louis Convention included even more remarkable and unusual of these difficult to obtain philatelic items. For instance, Schermack stamps are shown with commercial perfin patterns instead of the square design patterns. And, three Schermack precancelled perfins (prepers) were displayed. One of the 4 cent items displayed includes the paste-up of two coil strips.

Up until this point, the discussion and displays have focused on the Schermack coil stamps with their distinctive rectangular perforations. Other private perforations were used by other companies as is documented in Scott's Specialized; two perfins from the Mailometer Company with examples of different private perforations are shown – one with the design perfin pattern that we often refer to as “a Schermack” and the other with a commercial perfin pattern. The authenticity of the private perforations on this second commercial perfin pattern have been questioned by some collectors.

As always, I would enjoy hearing from anyone regarding perfins that they own on Schermacks. All comments are most welcome. My contact information is on page 2 of this *Bulletin*.

Unidentified Perfins on Canadian Stamps

Barry Senior (#3924)

Every once in a while a stamp will come along with a perfin that hasn't been previously documented. Shown below are 2 examples found on Canadian stamps. The first has what appears to be “HIL” or “MIL” while the other is clearly “GL”.

The size of the perfin on the 3 cent stamp is larger than regulations would allow and this might indicate that it was a revenue cancellation of some sort. The

perfin on the 1 cent stamp looks to be ok from a size standpoint but there is no record of it in the Canadian handbook. It has a split ring postal cancel dated April 18, 1917 from PR____, ONT.

Can anyone help with any information on either of these patterns? Any help would be greatly appreciated. Contact Barry Senior, 4 Whiteway Place, Clarendville NL A5A 2B5, CANADA, email: barry.senior@nf.sympatico.ca



Fascinating and Unusual United States Perfins

Introduction to Schermacks with Perfins

From 1906 through 1926, the Post Office Department issued imperforate sheets of 400 stamps of some issues which were then sold to private firms who manufactured vending and affixing machines. These firms cut the imperforate sheets into coil strips and pasted the now-coil strips together. Then they punched their private perforations and, at times, perfins for clients, into these coil strips. One of the more well-known companies was the Schermack Company of Detroit, Michigan. The perforations used by this company were distinctive rectangle slots. Different perfin patterns were constructed by removing various pins from either a 9 hole pin grid pattern or a 12 hole pin square pattern. These Schermack 'coil' stamps and associated Schermack 'coil' perfins are very desirable items, most known to exist in only a few copies and almost all are rated A or A+.

Virtually all known Schermack perfins are on the one and two cent issues. Shown here are two Schermack perfins on the more difficult to find 4 cent Scott 346, the first with a 9 hole pattern and the second with a 12 hole pattern. The second stamp is also an example of one side of a "pasted-up" pair.

Perfin Design 90-1

B+ Rated



Spencer Trask & Company

Documented usage
from 1908 to 1912

Perfin Design 91.1

A rated



(user unknown)

Documented usage
in 1908

Fascinating and Unusual United States Perfins

Variations of Perfins on Schermacks

Schermack perfins are almost always found on early Washington-Franklin head issues, that is, Scott issues 343 to 347, 383, 384, 408 and 409. As shown on the previous pages, these are known to exist, although in quite limited quantities, with the perfin designs referred to as Schermack perfins. Three remarkable variations of this structure are shown on this page.

First, a Schermack perfin pattern on a Schermack coil, but on Scott issue 320a, the 1906 2 cent lake type II imperforate issue. This stamp with the perfin was discussed in the June 25, 2001 issue of Linn's as being unique. The stamp shown here is the second known copy.



Perfin Des 90-5

Hill Publishing Company

Secondly, a coil strip example of commercial perfin patterns being included on a Schermack coil is shown. To the best of my knowledge, this is a unique item.

Perfin S234
Southern Pacific
Steamship Lines



Documented
usage from
1914 to 1963

Finally, and probably most remarkably, we show three examples of Schermack coils with commercial perfins and precancels!

Perfin B15A

Burroughs
Adding
Machine
Company



Perfin C46

Beckley
Ralston
Company



Perfin D92

Devoe &
Reynolds
Company



Fascinating and Unusual United States Perfins


Perfins on Stamps of Other Vending Machine Companies

Even far less common than the Schermack perfins are perfins on coil stamps manufactured by other vending machine manufacturers. Two examples are shown here.

The first example is a perforation pattern used by Mailometer Company, the successor to the Schermack Company. The coil stamp shown here is Schermack perfin design 90-25, rated A and used by Third National Bank in St Louis from 1908 to 1912



The second example is a vending machine perforation pattern unknown to me and not listed in Scott's Specialized Catalog. It includes one of the commercial perfin pattern used by the Louisville and Nashville Railroad Company.



Falkland Islands Forgeries

Jeff Turnbull - The G.B. Perfins Society

[Reprinted with permission from the *G.B. Perfin Society Bulletin*; Volume 362, Page 16]

Jeff Turnbull writes in relation to five copies of a “perfin” that have recently appeared on eBay.

I saw this item (Figures 1 and 2) on eBay and I thought other members might be interested to hear that I and other perfin collectors think that it is a fake perfin!! You can clearly see the excess punch marks on the back of this stamp (Figure 3).



Figure 1
Scott #17 (9d
Orange-vermilion)



Figure 2
Back of Scott #17
showing forged
perfin

The dealer selling the perfin also had four other CW perfins for sale. I have written to eBay expressing my concern, in that they may be forgeries.

In over 10 years on eBay I have only ever seen one of these CW perfins for sale (and that was 2 weeks ago) it sold for over £250.00 Then suddenly this

dealer in Hong Kong has five for sale!!!! The CW perfin does not match up to the original die, the W being much wider at the top and the C holes being different. Two of the values for sale are also not recorded as being perfined.

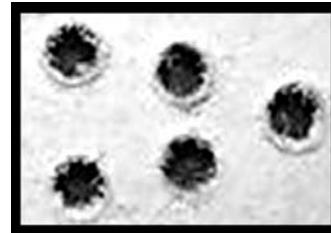


Figure 3
Enlarged section of back of stamp.
Note that the paper clearly stands
proud of the back of the stamp.

A couple of years ago I was warned of a dealer in Hong Kong who was producing forgeries of China perfins, this warning came from the China Study Circle (this could well be the same dealer).

[Ed (Maurice Harp): The five values for sale were Queen Victoria ½d green and 9d Orange-vermilion, and Edward VII ½d Green, 1d Red, 2d and 2½d Ultramarine 1/- etc.. George V 2d, 6d. Caveat Emptor. More of these forgeries can be seen on the Falklands Islands Philatelic Study Group website www.fipsg.org.uk.]

PERFINS

There is only one recorded perfin (security puncture) on Falkland Islands stamps. It was used by Charles Williams who operated a private banking, retail and trading business in Stanley. The period of use was between 1900 and 1915.



“C W” perfin (often inverted and/or reversed) on QV, KEVII or KGV stamps£350 NK

Excerpt from page 234 of

The Specialized Stamp Catalogue of the Falkland Islands and Dependencies Including Postal History and Cancellations 1800-2006 with British Antarctic Territory and also Paper Money, Coins and Telephone Cards.

[Reprinted with the permission of the Editor and Publisher]

Editor's Note of Explanation - Falkland Islands Forgeries

Over the past several months, I have received emails from several Perfin Club members [Alan Sandy (LM#2539) , Bruce Brunell (#2831), Doug Turner (LM#2549) and others] with a warning that Falkland Islands forged perfins were being offered on eBay.

I also received a similar email from Maurice Harp, Editor of the *G.B. Perfin Society Bulletin*, indicating that he planned to publish an article about these items in the October 2009 of their Bulletin. Rather than trying to develop our own article and give this situation more credit that it is due, we decided to reprint the G.B. Perfin Society article that appears, slightly reworded, on page 16.

Subsequent to and completely unrelated to these emails, Perfin Club member Carl Faulkner (LM#70) emailed me concerning this same issue. Carl is also the North American Representative of the Falkland Islands Philatelic Study Group. In that capacity, he

referred me to Mr. Stefan Heijtz.

Stefan is an expert on Falkland Islands philately and the Editor and Publisher of *The Specialized Stamp Catalogue of the Falkland Islands and Dependencies Including Postal History and Cancellations 1800-2006 with British Antarctic Territory and also Paper Money, Coins and Telephone Cards*. Stefan provided the additional information about these forgeries printed below along with permission to reprint the section from his catalog about the Falkland Islands perfin shown at the bottom of page 16. For detailed information about this catalog, including where to purchase it, go to www.novastmps.com/stefan/Sidor/specFI or contact the Editor for a hard copy of these details.

Many thanks go to all of these individuals for sharing their specialized knowledge on this touchy subject.

More on Falkland Islands Forgeries

Stefan Heijtz - Falkland Islands Philatelic Study Group

Many thanks for contacting me in this delicate but sad issue. First of all, the name of the business that used this perfin is Charles Williams and nothing else. Secondly, I very much doubt that these stamps were used much on internal mail since there was very little such mail at this stage. It would be more correct to assume that they were used mainly on mail to England (postal rate 1d) but possibly also on some foreign mail (postal rate 2½d).

I do agree that values higher than 2½d are most unlikely to have been perfined. I have myself a 1d strip of three as well as a single 2½d apart from single 1d stamps. [Editor Note: One of our members commented that: "The perfin was used by Chas Walker only for mail internal to the Islands. So seeing it on anything higher than 2½ pence is quite surprising." Stefan's comments above address this.]

The first stamp that appeared on eBay in July 2009 was a KEVII ½d stamp. This was from a different seller than all the other stamps, but also from somebody in Hong Kong. This stamp was eventually sent to me for examination and sadly it turned out to

be a forgery, but of a different kind than the later ones. All the later examples on eBay came from the same seller and he claims that he bought a large lot of them in good faith. That may be so but they are all forgeries, albeit of two different kinds! So we now know of three different types of forgeries, all with their origin in China or Hong Kong.

The seller of all the later forgeries has been very good in communicating with me, and has sent two examples to me as a gift for my reference collection. He has also agreed that whenever selling these on eBay in the future, he will make it clear that they are not genuine. So far he has kept to that agreement.

So far so good but it is always bad with dangerous forgeries in circulation, of course. So a word of warning to all potential buyers is always useful.

I agree that we should not publish the details of how we can tell that they are forgeries, and I haven't told anybody about all the small details I have discovered. Those are my secrets to be used for examination only!

Two New User's for Pattern Y5

Dan Baugher (#3825)

The *Catalog of United States Perfins* identifies the user of pattern **Y5** as the Young Men's Christian Association (YMCA), Detroit MI. This perfin was used from 1926 thru 1967. The Detroit YMCA is located at 2020 Witherell Street in downtown Detroit.

In my quest to find all the U.S. college perfins, I recently purchased some perfin covers from a club member. In addition to the college covers, the 2 strips shown below were included. Each has a different Detroit college/institute corner card bearing a stamp with the **Y5** perfin. This was a little confusing because they were not from the YMCA.

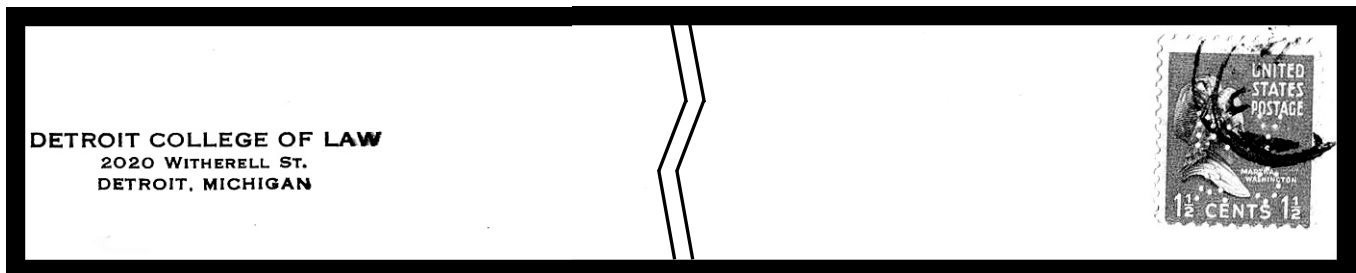
So off to the internet I went... I first tried the Detroit College of Law. This search revealed: "The college opened in 1891 with 69 students and was incorporated in 1893. It is the oldest continuously operating independent law school in the United States. The college's first home was in the Detroit College of Medicine building from 1892-1913. From 1913-1924 it was housed in the YMCA building. In 1935, the college broke ground for a new building at 130 E. Elizabeth St." [Editor's note: There is no mention concerning the location or status of this college between 1924 and 1935.]

"The college became affiliated with Michigan State University in 1995 to take advantage of enhanced facilities and association with a Big Ten institution. It relocated to East Lansing, Michigan in 1997, when the original building was demolished to make way for Comerica Park".

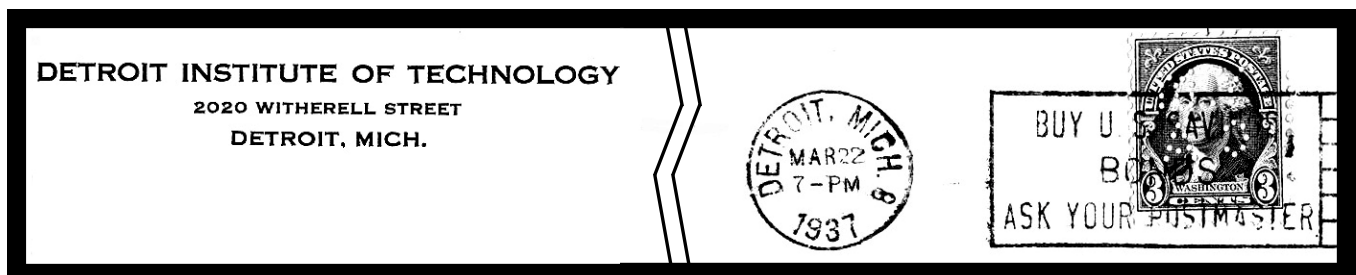
The college must have kept some of its ties to the YMCA after it moved into the Elizabeth St. building because the strip is franked with a Martha Washington Prexy, issued in 1938.

Next I searched for the Detroit Institute of Technology at the same address. Here is what I found... "The Detroit Institute of Technology (Detroit Tech) was a vocational college in Detroit, Michigan that closed in 1982. First called the Association Institute, the school was founded in 1891 by the Detroit YMCA, formalizing its evening adult education program; the later name was adopted in 1918."

So there you have it, a little Detroit history that connects 2 institutions of higher learning with the YMCA. Steve Endicott, the new U.S. Catalog Editor will add these two new users for pattern **Y5** in the next Additions & Corrections to the U.S. Perfins Catalog.



Detroit College of Law "strip" with pattern Y5
(Used after College moved to a new building from the Detroit YMCA building)



Detroit Institute of Technology "strip" with pattern Y5

Perfins Club Auction #117

Closes February 28, 2010

Guidelines: Lots will be sold to the highest bidder at one advance over the next highest bidder. No 'Unlimited' bids. No bids under \$1.00. In case of tie bids, the earlier postmark or e-mail will prevail. All single perfins are complete and in good condition, unless noted otherwise. Natural straight edges are not considered to be defects, just sheet positions. In larger

lots, you should expect some faults. All lots are returnable if misdescribed; this does not apply to larger lots or mixes with the exception of gross miscounts. Lots to be prepaid before shipping. **Bid by Lot #.** Please put your address on your bid sheet as this makes it easier for me to notify you after the close of the auction. **Good Luck!!**

Send all bids to: Bruce Brunell, 425 E. Gobbi St. #98, Ukiah, CA 95482 - 5553 - USA
Email: bbrunell@comcast.net

Abbreviations used:

ADD – All Different Designs
DDF – Design Different Face
MDF - Mostly Different Face

PREPER – Precancelled Perfin
SE – Straight edge(s)
(?h) - Number of missing pins

Scott #s are used and the pattern #s from most recent U.S. Perfins catalog.

Lot#	Country	Description	Rate	Lot#	Country	Description	Rate	Lot#	Country	Description	Rate
1	US	W3 on 332	B+	34	US	W105 on 331 (SE) B		67	US	W222 on 498	A
2	US	W7.2 on 636	C+	35	US	W106.5 on 504	B+	68	US	W223 on 332	B
3	US	W7.8 on 696	B	36	US	W107 on 499	B+	69	US	W225 on 463	B
4	US	W11 on 428 (SE) B		37	US	W115.5 on 463	A	70	US	W228 on 332	B+
5	US	W13C on 807	B	38	US	W121 on 502	B+	71	US	Mix - 140	
6	US	W16A on 332	A	39	US	W132 on 428	B	72	US	Revenue Mix - 1200	
7	US	W16.5 on 332(SE) B		40	US	W134 on 332	B	73	US	State Revenue Mix - 750	
8	US	W17 on 463	B+	41	US	W136 on 510	B+	74	Argentina	Mix - 27	
9	US	W28 on 332	B+	42	US	W139 on 498	B+	75	Australia	Mix - 80	
10	US	W29 on 406	B	43	US	W140 on 807	B	76	Austria	Mix - 85	
11	US	W32 on 498	B+	44	US	W146.5 on 336	C	77	Bavaria	Mix - 16	
12	US	W34 on 462	B	45	US	W161 on 901	B+	78	China	Mix - 85	
13	US	W35 on 807	B	46	US	W163 on 634	B	79	Egypt	Mix - 30	
14	US	W35.5 on 564	A	47	US	W164 on 498	B	80	France	Mix - 64	
15	US	W38 on 634	A	48	US	W168.5 on 720	A	81	Germany	Mix - 75 DDF	
16	US	W43 on 331 (3h) A		49	US	W171 on 424 (SE) B		82	Great Britain	Mix - 165 DDF	
17	US	W45 on 332	B	50	US	W179 on 409	B	83	Great Britain	Mix - 84	
18	US	W46 on 331	B+	51	US	W181 on 332	B+	84	Great Britain	- Machin Mix-150	
19	US	W48 on 424 (SE) B+		52	US	W182 on 640	B	85	Hungary	Mix - 85 (no 3 hole)	
20	US	W54 on 332	B	53	US	W183 on 499	B	86	Ireland	Mix - 25	
21	US	W55 on 814	B+	54	US	W184 on 1038	B	87	Italy	Mix - 294	
22	US	W55.5 on 634	B+	55	US	W187 on 406 (SE) B+		88	Italy	Mix - 125	
23	US	W57 on 332 (SE) B		56	US	W188 on 332	B	89	Luxembourg	Mix - 55	
24	US	W70 on 463	B	57	US	W189 on 331	B	90	Netherlands	Mix - 56	
25	US	W71.3 on 416	B	58	US	W192 on 530 (SE) B		91	Portugal	Mix - 39	
26	US	W73 on 499	B+	59	US	W194 on 406	B+	92	Romania	Mix - 15	
27	US	W83.5 on 610(SE) B+		60	US	W195.5 on 332	B	93	Sudan	Mix - 50	
28	US	W87 on 406	B	61	US	W201 on 640	A	94	Switzerland	Mix - 64	
29	US	W89 on 332	B	62	US	W203-2.5 on 332	B	95	Small Countries	Mix - 58 MDF	
30	US	W94 on 332 (1h) B		63	US	W209 on 406	B	96	Australia States	Mix - 12 DDF	
31	US	W98 on 332	B	64	US	W210.7 on 586	B+	Note: Most of the above mixes are <u>not</u> heavily duplicated.			
32	US	W99 on 499	B+	65	US	W212 on 332	B+				
33	US	W103A on 463	B	66	US	W220 on 332	B				

ENJOY!!

Closed Album: Dick Mewhinney (LM#60) 1924 - 2009

Bob Schwerdt (#505-L)

A prominent member of The Perfins Club, Richard L. Mewhinney, died on November 23, 2009.

Many things can be said about Dick: Eagle Scout, Scoutmaster, World War II Tank Commander in Europe, industrial arts teacher, principal, model maker, scroll worker, family man.

In attendance at his and Leona's 50th and 60th wedding anniversaries, I enjoyed their happy celebrations. Dick died just a month before their 65th anniversary.

A prime mover in The Perfins Club, Dick was a long time Secretary (7 years) before becoming President for ten years (1982 through 1993). He produced two editions of the Irish perfin catalog, wrote a history of The Perfins Club, won the Hallock Card Award in 1973 and 1992, and earned countless and lasting friendships.

Dick and I first met at the NOJEX exhibition in New Jersey in the 1970's. Twenty years later he was of great assistance when I needed technical help for catalog work. He managed layout, typing and publishing arrangements. We worked together to produce most of the *World Perfin Catalog*

series. Dick introduced me to the Precancel-Perfins conventions, driving me to New Hampshire in 1990 for the first visit. We shared lodgings at several later conventions.

"Dedication" describes Dick in all of his activities. He was a good man, a fine friend, and, I, like many others, shall miss him while remembering his friendship and all of the good philatelic times we had together.

For a thumbnail sketch of Dick see page 105 of the November/December 1981 *Bulletin* [34:105]. (If anyone would like a copy of that sketch, please contact the Editor.)



Bob Schwerdt, Bob Szymanski, Dick Mewhinney, Ed Linn, Doug Turner (l - r)
Pittsburgh 2003 Convention

Defense Issue Checklist Update - Continued

Francis Stunzi (#2665)

Following are the last three+ pages of the current update of the National Defense Issue (Scott #899 - 901) checklist. This update is the result of a significant response from club members to the original version published in 2008. Thank you very much for all of your help and input. This completes this update.

If you have any further additions, please send them to Francis Stunzi, 37 Smith Street, Rouses Point,

NY, 12979-1602; email: fastunzi@primelink1.net.

[Editor's note: The first two pages of this update were published in the September/October 2009 *Bulletin* [63:122-124]. The next four pages were published in the November/December 2009 *Bulletin* [63:150-153]. The updates are indicated as a larger, bold asterisk, *. If any member would like an electronic copy of this checklist in Excel® or a hard copy, please contact the Editor.]

National Defense Issue Checklist (cont.)

Pattern	899	900	901		Pattern	899	900	901		Pattern	899	900	901	
N145A	*	*			P43	*	*	*		P201		*		
N147	*	*	*		P44		*	*		P202A	*	*	*	
N151		*	*		P47	*	*	*		P205	*	*	*	
N153			*		P52	*	*	*		P206	*	*	*	
N154		*	*		P53			*		P209	*	*		
N158			*		P55A		*	*		P210			*	
N162	*	*	*		P55.1		*			P215	*	*	*	
N163	*		*		P55.2		*			P220	*	*	*	
N165	*	*	*		P55.3			*		P223		*	*	
N172			*		P55.6			*		P224		*		
N176			*		P55.7		*			P227		*	*	
N180	*	*	*		P55.8		*	*		P230		*		
N182	*	*	*		P55.11		*			P236		*		
N182A	*	*	*		P56		*	*		P243		*		
N184		*	*		P56.16		*			P246		*	*	
N188		*			P56.17			*		P254		*		
N189		*	*		P56.18	*				Q6		*		
N196		*			P58			*		R39		*	*	
N197		*	*		P59	*				R43	*	*		
N198		*	*		P63		*	*		R47	*	*	*	
N204		*	*		P70	*	*	*		R71			*	
N204A	*	*	*		P73	*	*			R75	*		*	
N205.2		*	*		P78	*		*		R75.5	*	*	*	
N206		*	*		P80			*		R87			*	
N213	*	*	*		P94	*	*	*		R87.5			*	
O12		*	*		P96			*		R97			*	
O14	*		*		P99			*		R98		*	*	
O17		*	*		P117		*	*		R105			*	
O22			*		P118	*				R110	*	*	*	
O31	*	*	*		P123		*			R111			*	
O36.5		*	*		P124		*	*		R112		*		
O39	*				P125		*	*		R115	*		*	
O48	*	*	*		P130	*	*			R121		*		
O49		*	*		P132A	*	*	*		R126		*	*	
O61			*		P146			*		R128	*	*	*	
O68		*			P147			*		R139		*	*	
O68B	*	*			P148	*	*	*		R143		*	*	
O103		*			P151		*	*		S2.3	*	*	*	
P12	*				P154	*	*	*		S2.4		*		
P15		*	*		P174			*		S2.4A		*	*	
P17			*		P179		*	*		S2.7		*	*	
P19		*	*		P181			*		S2.11			*	
P25		*	*		P196	*	*	*		S2.16A		*	*	
P40	*	*	*		P197	*	*	*		S4		*	*	
P41	*	*			P198		*	*		S9	*		*	

Note: Pattern **R139** was listed in error as **R138** in previous checklist

National Defense Issue Checklist (cont.)

S10			*		S195-9		*		S363		*	
S15			*		S195-14	*	*		S368		*	
S16		*	*		S195-16	*	*		T4		*	
S25	*	*	*		S195-25		*		T6	*	*	*
S27	*	*			S195-35	*	*	*	T7		*	
S28			*		S195-43		*		T10	*		
S29	*	*	*		S195-52	*			T14	*	*	*
S34	*	*	*		S195-54A		*		T17		*	
S38			*		S195-61		*		T23		*	
S50			*		S195-64		*		T24	*	*	*
S55	*				S195-66		*		T25	*	*	*
S59			*		S196	*	*	*	T34	*	*	*
S61	*	*	*		S202		*		T35		*	*
S62	*	*	*		S204	*	*	*	T36	*	*	*
S63			*		S215		*		T40	*	*	
S66		*	*		S216	*	*	*	T44		*	
S68	*				S232	*	*	*	T45		*	
S73			*		S233		*		T47	*	*	*
S78	*	*	*		S234	*	*	*	T56			*
S83		*			S238	*	*	*	T65			*
S97		*			S241			*	T71	*		
S99	*		*		S245	*		*	T76			*
S102	*	*			S247			*	T77		*	*
S103		*	*		S254		*	*	T78			*
S115	*	*			S272.9			*	T81	*	*	*
S120		*	*		S273		*		T81C	*	*	*
S121	*	*	*		S273.5		*		T82			*
S122	*	*	*		S274			*	T91		*	*
S128			*		S276		*		T105A	*	*	
S141	*		*		S277		*	*	T105B	*		
S143	*	*			S283	*	*	*	T106	*	*	
S151		*	*		S284			*	T119	*	*	*
S154	*	*	*		S285		*		T121		*	
S155	*	*			S287.5	*	*	*	T125	*	*	*
S157		*			S294		*	*	U2		*	
S159			*		S304	*			U8		*	*
S162	*	*	*		S308		*	*	U11		*	*
S167		*			S310		*	*	U23	*	*	*
S170		*	*		S318	*	*	*	U29	*	*	*
S170A	*	*	*		S320		*	*	U35	*	*	*
S186	*				S338.2		*	*	U36	*	*	*
S172			*		S338.5		*	*	U39	*	*	*
S191	*	*	*		S338.8A	*		*	U41	*	*	*
S191A	*				S341		*	*	U41A	*	*	*
S194	*	*			S343	*			U43	*	*	*

Note: Pattern **T106** was listed in error as **T016** in previous checklist

National Defense Issue Checklist (cont.)

Pattern	899	900	901		Pattern	899	900	901		Pattern	899	900	901	
U47		*	*		W2		*			W72.51A	*		*	
U49			*		W4			*		W72.53		*	*	
U53	*				W6		*	*		W72.55		*	*	
U54		*			W7		*			W72.56		*		
U55.5	*	*	*		W7.1	*	*	*		W72.66A		*	*	
U57	*	*			W7.3	*	*	*		W72.70			*	
U59	*	*	*		W7.4			*		W72.73	*	*	*	
U61	*				W7.9	*	*	*		W72.79	*	*	*	
U61.5		*	*		W7.11	*	*	*		W72.83		*	*	
U62	*	*	*		W9			*		W76	*	*	*	
U63	*		*		W10	*		*		W78			*	
U66	*	*	*		W12	*	*	*		W84		*	*	
U72A			*		W13	*	*	*		W85	*			
U73		*			W13C			*		W85A	*			
U74	*		*		W14		*	*		W92		*	*	
U75.3	*	*	*		W20	*	*	*		W101			*	
U75.3A		*			W22	*	*	*		W102		*	*	
U76	*	*	*		W25	*		*		W111	*	*	*	
U77	*	*	*		W26	*		*		W112		*	*	
U77.3			*		W35		*	*		W120	*	*	*	
U82-1	*	*	*		W38A		*	*		W142	*		*	
U82-3	*		*		W39		*	*		W142.1	*	*	*	
U82-4	*		*		W42	*	*			W142.2			*	
U82-5	*		*		W44			*		W142.3		*		
U82-6		*			W52			*		W143		*		
U82-7		*			W56	*		*		W147.5	*	*	*	
U82-8			*		W59		*	*		W150			*	
U82-12			*		W59.5	*	*	*		W153			*	
U82-13	*				W60		*	*		W154	*	*	*	
U82-14	*	*			W69		*	*		W155		*	*	
U83	*		*		W72.1		*	*		W161			*	
U91			*		W72.1B		*			W166		*		
U92		*	*		W72.3			*		W170			*	
U98		*	*		W72.6			*		W178		*		
U99	*		*		W72.7		*			W196		*		
U100	*	*	*		W72.12		*			W197	*	*	*	
U101	*	*			W72.13			*		W199-1	*	*		
U104.4	*	*	*		W72.31		*			W199-2	*	*		
V1.5		*			W72.37		*			W199-3	*	*	*	
V5	*				W72.38	*				W199-3.5	*	*	*	
V6		*	*		W72.38B	*				W199-4	*	*	*	
V17	*				W72.43		*	*		W199-8	*			
V24	*	*			W72.44A	*		*		W199-9	*	*	*	
V28			*		W72.47			*		W199-11		*	*	
W1	*	*	*		W72.50A		*			W199-16	*	*		

Note: Pattern **W25** was listed in error as **W225** in previous checklist

National Defense Issue Checklist (cont.)

Pattern	899	900	901		Pattern	899	900	901		Pattern	899	900	901	
W199-17	*	*	*		Y5	*	*	*		Num18	*		*	
W199-24	*	*	*		Y12			*		Des18	*		*	
W199-26	*	*	*		Y13			*		Des28	*			
W205		*	*		Z1		*			Des30	*	*	*	
W207			*		Z4	*				Des36	*	*		
W226		*	*		Num13			*		Des43		*	*	

Another Closed Album: Joe Laura, Jr. (#1238)

Bob Schwerdt (#505-L)

Word came in mid-October that long-time Perfins Club member Joe Laura of West Wareham, MA, had died. Our condolences to his survivors: two sons, two daughters, a brother, and many grandchildren and great-grandchildren.

Joe was a retired barber and a man of many talents including bowling, gardening, raising rabbits, and philately. He had been a major precancel collector before he found a penchant for perfins. Prepers probably led him to collecting perfins.


After World War II, in which Joe served as a Marine in the Pacific Theater, he corresponded with European stamp dealers and collectors exchanging U.S. dollars for perfins. As a result, Joe amassed a huge amount of these “holey” items, and had probably one of the largest accumulations in the United States. What a pleasure he must have had receiving those nearly daily shipments!

I recall an incident that on one occasion I wrote to a British perfin collector seeking to augment certain of my specialties by swap or purchase. The collector’s response was that he had sold all of his duplicates to Joe Laura!

Joe’s table at several Precancel/Perfins conventions was usually the focal point of activity -- “frenzy” might be a better term, since he often sold a myriad of desirable philatelic goodies. He was generous with his time and with his duplicates. Years ago when I served as Foreign Catalog editor, Joe contributed much information adding lots of new patterns for our catalog work. He was also a contributor to our *Bulletin* furnishing articles and checklists, particularly of U.S. perfins. His huge inventory made for impressive lists!

Because of ill health a few years ago, Joe sold the bulk of his perfin accumulation. As his health began to improve, he missed his collections so much that he started to collect perfins once more. I am uncertain how well he progressed with his perfin collection, but it was gratifying to learn that he had received the Hallock Card award for 2009. The award made him a very happy fellow.

Citing from the September/October 2009 *Bulletin* Hallock Card notice: “Joe has been without peer in perfin circles” [63:103]. How true! Joe will certainly be missed by many Perfin Club members.



**Joe Laura (left) receives the 2009 Hallock Card Award from President Bob Szymanski
July 2009**

Member Want Ads

WANTED: Newfoundland Perfins - On or Off Cover: Send me a scan of what you have available along with your price. Please note that I collect by position, so even the most common issue may have a needed position. **Contact:** Barry Senior, 4 Whiteway Place, Clarenville, NL A5A 2B5, CANADA; email: barry.senior@nf.sympatico.ca.

WANT LIST FILLED: Send me your want lists of U.S. Perfins. C+ through F rated perfins filled by pattern and/or by issue. Discounts available for quantity purchases. **Contact:** Steve Endicott, P.O. Box 2434, San Anselmo CA 94979-2434, USA; email: perfins@gmail.com.

WANTED to Trade: Air-mail perfins (225x) and Canal Zone perfins (5x) from 1927. Also Stock Transfer Tax (2 dollar) and Documentary Tax (2 dollar) with perfins. Against perfins from Great Britain (Victoria among other things SG#43 thru SG#196), Dutch-, Thematic-, and Worldwide Air-mail perfins. **Contact:** Nic 't Hart, Braspenninghof 11, 5551DL Dommelen, NETHERLAND; email: thart.n@gmail.com.

Advertisements are published for members on a space-available basis. Members are entitled to one free ad per year. Additional ads will be accepted at the following rates: one insertion at 10¢ per word (do not count membership number and heading); three consecutive insertions of the same ad at 20¢ per word; six insertions of the same ad at 40¢ per word. Paid ads relating to perfins are accepted from non-members. Non-member rates are 15¢ per word for a single insertion, 30¢ per word for three consecutive insertions, and 60¢ per word for six consecutive insertions of the same ad. Neither the Perfins Club nor the editor accepts responsibility for the validity of the advertisements. Payment for the ads should be made payable to 'The Perfins Club' and sent to the editor with the request for insertion.

INVESTIGATE PRECANCELS!

Thousands of possibilities at
minimal cost!

Local and National meetings
held throughout the year

Monthly magazine

Send \$1.00
(includes postage)
for sample copy to

**Promotional Secretary
Precancel Stamp Society
P.O. Box 490450
Leesburg, FL 34749-0450
psspromosec@comcast.net**

The Florida Precancel Club Presents the Southeast's Largest Precancel Bourse and Perfins Exchange February 10 thru 13, 2010



La Quinta Inn Orlando/Winter Park
626 Lee Road (at the I-4 Interchange)
Orlando FL 32810-5610

For hotel reservations call (407) 645-5600 and
request "Florida Precancel" rate of \$69.

Additional meeting information from
Jerry Hejduk at (352) 326-2117 or write/email
PO Box 490450, Leesburg FL 34749-0450
flprepers@comcast.net

Index to *Perfins Bulletin* Volume 62 - 2008

Auction; Club	#107- 23-24; #108 - 81-82; #109 - 112-113; #110 - 173-174	<i>Perfins Bulletin</i> Schedule Change	137
		Perfins Club Business Meeting: Minutes 2008 Meeting	139-141
Auction; Club – Prices Realized	#106 - 25; #107 - 88; #108 - 162; #109 - 186	Perfins Club Business/Services	4, 14, 27, 29, 47, 64, 71, 73, 80, 91, 119, 132, 135, 166, 170, 191
Auction; Private	#20 - 26, 39; #21 & More - 79		
Auction Watch	8-10, 27, 30-34, 66-69, 74-76, 105-106, 134, 145-148, 189- 190	PSS/Perfins Club Convention, St. Louis, MO	17, 29, 69-71, 91, 107-111, 121, 132, 136, 137, 142-144,
		Swedish Perfins Proposed Rankings	185
Australian Forged “OS” Perfin	192	U.S. Catalog, A&C #2(final)	40-41
Black Hardings Census; Request Count	148	U.S.: A250.5	65
Canada: S7	17-20	U.S.: B121.5	175-176
Canada: S14	13-14	U.S.: Bay Area Perfin Ass’n.	93
Canada: W11	42-46	U.S.: C21	187-188
Canal Zone: Pacific Steam Navigation Company “PSN” Perfin	5-7	U.S.: C307	15
Closed Album	47 (Robert Balcome, 73 (Bill Shield), 166 (Harry Rutgers), 174 (O.C. “Chuck Craven)	U.S.: ECU from Ohio	65
		U.S.: ECU to Hamburg, Germany	65
		U.S.: F174	124
		U.S.: L14	187-188
		U.S.: L22	165, 186
		U.S.: M205	12
		U.S.: N73	161-162
		U.S.: National Defense Issue Checklist	10, 39, 148- 150, 178-183
		U.S.: Non-postage, Non-revenue	176
		U.S.: Num 4	187-188
Chile: A1	187-188	U.S.: Perfin First Day of Use Covers	77-79, 163-165, 184
Favorite Perfins	17, 158-160	U.S.: Personal Perfins (and friends)	21-22, 49-50
Floyd Walker Award - 2008	137 (Pat Callis)	U.S.: Possible New Patterns?	1, 36
French Colonies: Catalog	26	U.S.: Rev-Perf Annual Report	172
Geography Correction; G.B. & Channel Islands	6, 24-25	U.S.: Rev-Perf Catalog	178
German Catalog - New	167	U.S.: Rev-Perf Checklist	51-64, 88-90, 95-105, 125- 132
Germany: “WAR” perfin	158	U.S.: Rev-Perf Missing Patterns	122
Hallock Card Award - 2008	137, 148 (Art Mongan)	U.S.: S58	138
Hungary: New Catalog	11	U.S.: T19	138
Japan: Whatizazit	50	U.S.: U67A	175-176
Message from President Ed Linn	169	U.S.: U85	2
Netherlands: Collecting	94	U.S.: W4-like Perfin?	148
Netherlands: New Catalog & Checklist	80, 83-87, 114- 118	U.S.: W155	37-39
Netherlands: New Perfin?	3	U.S.: W171	42-46
Perfins as Postal History	113	World Perfin Census	123, 151-157, 171, 177
<i>Perfins Bulletin</i> New Editor - Ken Masters	171		

Secretary's Report

Ken Rehfeld (#3394)

New Members:

#3924 Barry Senior
4 Whiteway Place
Clarenville NL A5A 2B5
CANADA
Advanced, Newfoundland
barry.senior@nf.sympatico.ca
(Previously Editor of *The Perforator*, the BNAPS
Perfins Study Group newsletter.)

#3925 Douglas Moss
305 Saint Lukes Dr
Richardson TX 75080-4830
douglasmoss@sbcglobal.net
Intermediate, w/w
Web page

#3526 Csaba Urmenyi
2701 S 48th St
Milwaukee WI 53219-3218
Beginner, Hungary
Web page

Welcome Back:

#3729 Dean Carl
PO Box 1262
Elk Grove CA 95759-1262
dbcaryl@comcast.net

#3389 Dennis Ewell
4168 Piper Dr
San Jose CA 95117-3116
dennis-ewell@netzero.net

#2617 James Fattaleh
65 Ridge Road, Unit M
Greenbelt MD 20770-0788

#3824 Robert Garrity
275 Park Ave
Arlington MA 02476-7439

#3745 Mutsuo Kozuka
458 Kamigoryo-Ku
602-0894
Kyoto JAPAN
m-kozuka@nifty.com

#3431 Scott Marusak
PO Box 5645
Cary NC 27512-5645
albumman@pobox.com

Address Change:

#3903 Al Layton
629 Green Valley Way
Sykesville, MD 21784-8518

Email Corrections:

#3781 Dr. Roberto Colla - robertobcolla@hotmail.com
#3377 Robert Pancotti - robert.pancotti@verizon.net
#3579 Duane Spidle - duaneandsue@elpasotel.net
#2665 Francis Stunzi - fastunzi@primelink1.net
LM #145 Bob Szymanski - perfinman@comcast.net

Email Additions:

#2304 John Harting - jharting@cox.net
#3037 Kevin Kienlein - krash@junction.net
#1834 Chris Rueger - Ch.Rueger@t-online.de
LM #2539 Alan Sandy - volsand@pacbell.net

Closed Albums:

#1964 Arnold Knudson
#1238 Joe Laura
LM #60 Dick Mewhinney
#3881 Dennis Szymanski

Membership

484

In the updated Membership Roster published as a supplement to the November/December 2009 *Bulletin*, the email address for Dr. Robert Colla, Duane Spidle, Francis Stunzi and Bob Szymanski was in error. In future email correspondence with these members, please use their correct email address shown above. The Editor and Secretary apologize for these errors and any problems they may have caused.

In addition, several members noticed that their email address was not included in the Roster. Those are shown above in Email Additions.

If you find any of your information in the Roster is incorrect or if you would like to have your email address included in the club records, please forward the correct information to the Secretary, Ken Rehfeld, P. O. Box 125, Spokane Valley, WA 99016 -0125; email: kenrehfeld@comcast.net.

Editor's Note Regarding *Bulletin* Annual Index

While looking through past issues of the *Bulletin*, I discovered it is customary to publish in the January issue an Annual Index of the previous year's articles. However, if one looks in the January/February 2009 *Bulletin* you will not find the Annual Index for 2008 (Volume 62). That is because I failed to prepare it.

To correct this oversight, you will find the Annual Index for 2008 on page 26 of this *Bulletin*. Due to space limitations, the Annual Index for 2009 will be published in the next (March/April 2010) issue. I apologize for this delay and hope you will find this helpful when you are referencing the 2008 *Bulletins*.

Prices Realized Perfins Club Auction #115 - October 31, 2009

<u>Lot</u>	<u>Price</u>	<u>Lot</u>	<u>Price</u>	<u>Lot</u>	<u>Price</u>	<u>Lot</u>	<u>Price</u>	<u>Lot</u>	<u>Price</u>	<u>Lot</u>	<u>Price</u>
1	9.00	19	8.00	37	8.00	55	8.00	73	8.00	90	21.00
2	4.00	20	4.00	38	NB	56	6.00	74	25.00	91	15.00
3	13.00	21	9.00	39	3.00	57	23.00	75	4.00	92	6.00
4	8.00	22	4.00	40	7.00	58	8.00	76	28.00	93	20.00
5	NB	23	4.00	41	7.00	59	8.00	77	4.00	94	5.00
6	4.00	24	8.00	42	7.00	60	8.00	78	5.00	95	16.00
7	3.00	25	8.00	43	4.00	61	4.00	79	9.00	96	10.00
8	12.00	26	24.00	44	4.00	62	19.00	80	6.00	97	8.00
9	4.00	27	8.00	45	9.00	63	NB	81	5.50	98	12.00
10	4.00	28	3.00	46	8.00	64	4.00	82	26.00	99	13.00
11	18.00	29	3.00	47	9.00	65	9.00	83	12.00	100	35.00
12	4.00	30	4.00	48	4.00	66	9.00	84	26.00	101	4.00
13	3.00	31	NB	49	26.00	67	15.00	85	8.00	102	8.00
14	9.00	32	8.00	50	8.00	68	4.00	86	7.00	103	9.00
15	4.00	33	11.00	51	3.00	69	4.00	87	16.00	104	8.00
16	15.00	34	9.00	52	9.00	70	15.00	88	6.00	105	8.00
17	19.00	35	5.00	53	4.00	71	16.00	89	33.00	106	19.00
18	9.00	36	5.00	54	4.00	72	3.00				

The Perfins Bulletin (ISSN 8750-1627; USPS 120-490) is published bi-monthly for \$15 per year by The Perfins Club, Inc., 7909 N. Main Street, Kansas City, MO 64118-1449.

Periodicals postage is paid at Kansas City, MO and at additional offices.

Postmaster: Please send address changes to The Perfins Club, Inc., P.O. Box 125, Spokane Valley, WA 99016-0125